



# A Whistling Good Idea

**Author:** Rahul Raghavan

**Illustrator:** Ravi Gupta



“Nivi! Turn the cooker off after three whistles, okay?” Ma says.

Ma is going to the market to buy vegetables for dinner.



Nivi makes a face.

**THUMP!** She puts her book down.

**PWFFT!** She sticks her tongue out at the cooker.






Nivi taps her foot on the floor.

She waits and waits for the whistle to blow.

All of a sudden, she has an idea!





Nivi picks up the rolling pin and places it close to the gas knob.




She arranges a row of tomatoes and potatoes behind it.





The rasam-and-dal ladle is next.  
Nivi places it carefully on the edge of the shelf above the cooker.



She then makes five of Nani's spoons stand up.  
These are the ones Nani uses to sip her watery khichdi.





Finally, Nivi places her favourite plastic ball right above the spout of the pressure cooker.



**WHOOSH!** The ball moves a little.




**WHOOSH!** A little more.



**WHOOSH!** The ball rolls down the third time.

Nivi jumps, claps, and whistles herself!






The ball hits the spoons.



The spoons fall on the ladle.




The ladle swings off the shelf. **BLOOONG!**






The ladle hits the potatoes.




The potatoes roll into the tomatoes.

The tomatoes crash into the rolling pin.



The rolling pin hits the knob of the stove. **THAAD!**




The knob turns. The stove switches off.  
Nivi opens the pressure cooker carefully.  
Inside it is yummy, perfectly cooked rice.



Nivi goes back to reading her book happily.






## Build Your Own Genius Machine

Nivi builds a type of machine called the Rube Goldberg machine. This is a machine that works on the principle of cause and effect. This is what happens when you hit a coin with a striker on the carrom board and it, in turn, smashes into another, causing the second coin to land in a pocket!

In a Rube Goldberg machine, a series of objects that carry out simple tasks work together to meet a common goal in a very complex way. Sure, it's simpler to do things the easy way, but building a machine to do them is more fun.

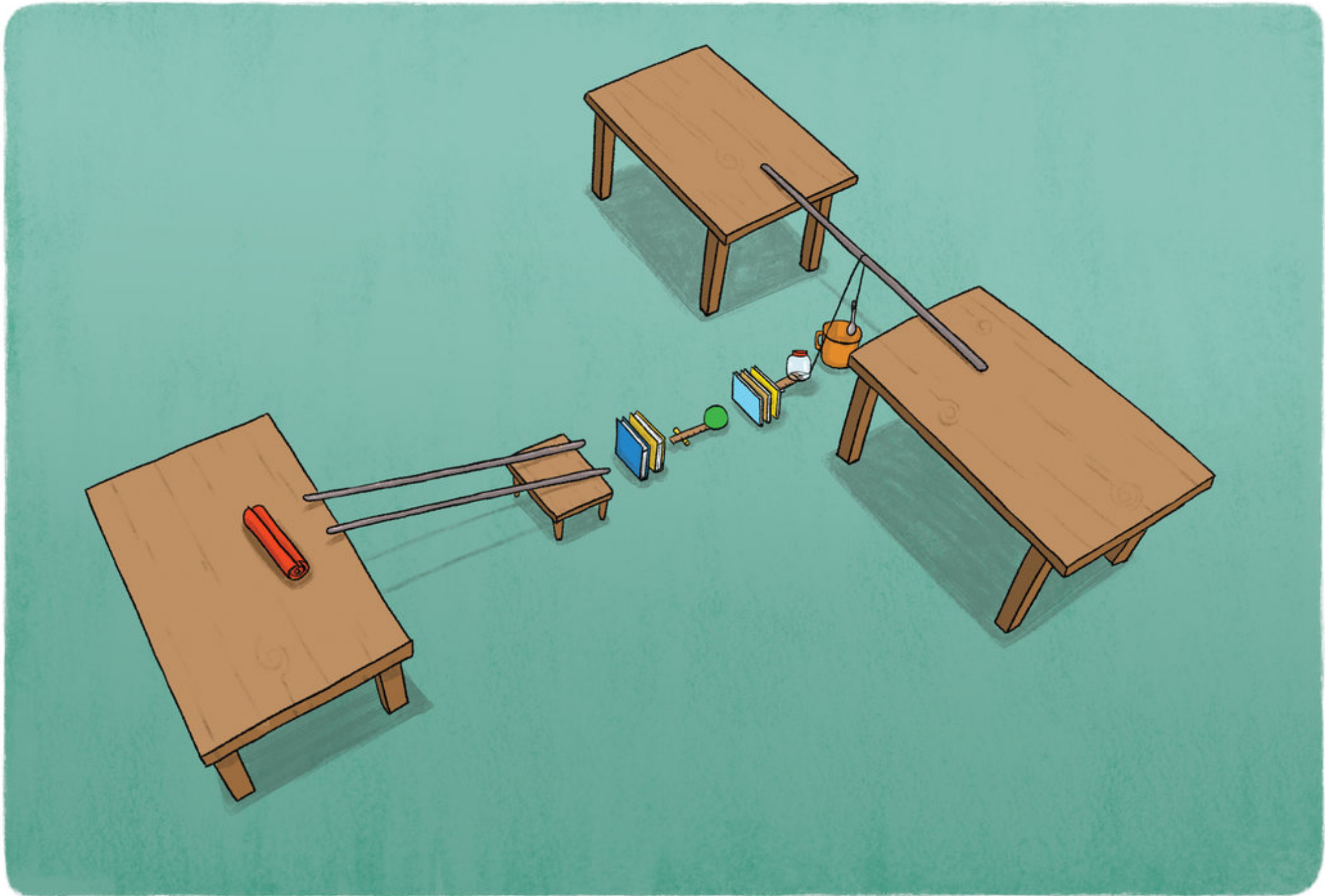


Try your hand at building your own Rube Goldberg machine to drop a teaspoon. Here's how.


**You will need:**

1 thin book rolled up as a cylinder, 2 smooth long sticks for a slope,  
2 thick books, 2 rulers, 1 marker, 1 eraser, 1 ball,  
3 notebooks, 1 light plastic jar, a bundle of string, 1 teaspoon,  
1 vessel, 1 smooth beam











Roll the cylinder down the slope.  
The cylinder hits two books, placed standing up.  
They fall on the ruler, which is balanced on the  
marker.  
This, in turn, taps the ball.



The ball hits the three notebooks.  
They land on the end of the second ruler, balanced  
on the eraser.  
The jar, placed on the other end of the ruler, is  
attached to the piece of string.  
The string is looped around the smooth beam  
above.



The free end of the string is tied to the spoon.  
The jar rises when the third notebook falls on the  
ruler.  
The string falls down, dropping the spoon into the  
vessel.

### Story Attribution:

This story: A Whistling Good Idea is written by [Rahul Raghavan](#) . © Pratham Books , 2018. Some rights reserved. Released under CC BY 4.0 license.

### Other Credits:

This book was first published on StoryWeaver by Pratham Books. The development of this book has been supported by Oracle. Guest Editor: Karthika Gopalakrishnan

### Images Attributions:

Cover page: [Girl reading a book in the kitchen](#) by [Ravi Gupta](#) © Pratham Books, 2018. Some rights reserved. Released under CC BY 4.0 license. Page 2: [Woman talking](#), by [Ravi Gupta](#) © Pratham Books, 2018. Some rights reserved. Released under CC BY 4.0 license. Page 3: [Girl making different expressions](#), by [Ravi Gupta](#) © Pratham Books, 2018. Some rights reserved. Released under CC BY 4.0 license. Page 4: [Girl with a sullen expression](#), by [Ravi Gupta](#) © Pratham Books, 2018. Some rights reserved. Released under CC BY 4.0 license. Page 5: [Girl coming up with an idea](#), by [Ravi Gupta](#) © Pratham Books, 2018. Some rights reserved. Released under CC BY 4.0 license. Page 6: [Girl standing on a stool in the kitchen](#), by [Ravi Gupta](#) © Pratham Books, 2018. Some rights reserved. Released under CC BY 4.0 license. Page 7: [Girl standing on a stool](#), by [Ravi Gupta](#) © Pratham Books, 2018. Some rights reserved. Released under CC BY 4.0 license. Page 8: [Girl arranging spoons and a ladle](#) by [Ravi Gupta](#) © Pratham Books, 2018. Some rights reserved. Released under CC BY 4.0 license. Page 9: [Girl placing a ball on the kitchen platform](#) by [Ravi Gupta](#) © Pratham Books, 2018. Some rights reserved. Released under CC BY 4.0 license. Page 10: [Ball hitting spoons](#), by [Ravi Gupta](#) © Pratham Books, 2018. Some rights reserved. Released under CC BY 4.0 license. Page 11: [Spoons and a ball and a ladle](#) by [Ravi Gupta](#) © Pratham Books, 2018. Some rights reserved. Released under CC BY 4.0 license.

Disclaimer: [https://www.storyweaver.org.in/terms\\_and\\_conditions](https://www.storyweaver.org.in/terms_and_conditions)



Some rights reserved. This book is CC-BY-4.0 licensed. You can copy, modify, distribute and perform the work, even for commercial purposes, all without asking permission. For full terms of use and attribution, <http://creativecommons.org/licenses/by/4.0/>



The development of this book has been supported by Oracle.



This book was made possible by Pratham Books' StoryWeaver platform. Content under Creative Commons licenses can be downloaded, translated and can even be used to create new stories - provided you give appropriate credit, and indicate if changes were made. To know more about this, and the full terms of use and attribution, please visit the following [link](#).

### Images Attributions:

Page 12: [Gas stove](#), by [Ravi Gupta](#) © Pratham Books, 2018. Some rights reserved. Released under CC BY 4.0 license. Page 13: [Girl eating out of a spoon](#), by [Ravi Gupta](#) © Pratham Books, 2018. Some rights reserved. Released under CC BY 4.0 license. Page 14: [A girl reading a book](#), by [Ravi Gupta](#) © Pratham Books, 2018. Some rights reserved. Released under CC BY 4.0 license. Page 15: [Multiple objects](#), by [Ravi Gupta](#) © Pratham Books, 2018. Some rights reserved. Released under CC BY 4.0 license. Page 16: [Various objects](#), by [Ravi Gupta](#) © Pratham Books, 2018. Some rights reserved. Released under CC BY 4.0 license. Page 17: [Some objects and a table](#), by [Ravi Gupta](#) © Pratham Books, 2018. Some rights reserved. Released under CC BY 4.0 license. Page 18: [A table and some objects](#), by [Ravi Gupta](#) © Pratham Books, 2018. Some rights reserved. Released under CC BY 4.0 license.

Disclaimer: [https://www.storyweaver.org.in/terms\\_and\\_conditions](https://www.storyweaver.org.in/terms_and_conditions)



Some rights reserved. This book is CC-BY-4.0 licensed. You can copy, modify, distribute and perform the work, even for commercial purposes, all without asking permission. For full terms of use and attribution, <http://creativecommons.org/licenses/by/4.0/>



The development of this book has been supported by Oracle.



# A Whistling Good Idea

(English)

Ma wants Nivi to turn off the pressure cooker after three whistles. But Nivi wants to read her new book instead! Find out how she cleverly does both.

This is a Level 3 book for children who are ready to read on their own.



Pratham Books goes digital to weave a whole new chapter in the realm of multilingual children's stories. Knitting together children, authors, illustrators and publishers. Folding in teachers, and translators. To create a rich fabric of openly licensed multilingual stories for the children of India and the world. Our unique online platform, StoryWeaver, is a playground where children, parents, teachers and librarians can get creative. Come, start weaving today, and help us get a book in every child's hand!