



A Cup of Cha

Author: Pooja Vijay

Illustrator: Proiti Roy


Level 2



Meera runs up the hill, past the river and the trees. All the way to the top, chasing the clouds.

She climbs up, up, up, without a stop.





"Maa, Baba! Hurry, please. Before the sun goes to sleep," Meera says.

Maa says, "Mmmm! I love the smell of fresh air."

Meera says, "I love the smell of flowers. And the crunching sound of fallen leaves under my feet."




Baba says, "I can also smell something
I love. A cup of milky cha!"
Baba sets off to chase the aroma of tea.



"Can we have two cups of tea, please?" asks Baba.

"And a small cup for Meera, please," says Maa.



An illustration of a man with a mustache, wearing a green cap, a purple scarf, and a green vest over a yellow shirt. He is leaning over a small, built-in stove, lighting a match. A silver teapot sits on the stove, and steam is rising from it. The stove is set into a yellowish-brown wall. To the left, a large tree with green foliage is visible. The background is a plain, light color.

“Right away!” says the cha wallah dada.

Sssskkkk...He lights the stove with a match
and places a pan of water on the fire.



The water gets hotter and hotter.
The tiny bubbles get bigger and bigger.
The water starts boiling.



Dada pours some milk into the pan with the boiling water.

“Maa, see how the milk shares its colour with the water,” says Meera.



“Now, see what happens when the tea leaves are added,” says Maa.


Meera patiently waits for two minutes and then says in surprise, “Ooh, it is changing colour again.”

“Is the tea ready now, Dada?” Meera asks.



"Almost ready," he says.

Swoosh, swoosh, swoosh! He pours three cups of tea through a strainer, leaving behind little piles of sticky leaves.







Finally, he adds sugar.

At home, this is Meera's job when Maa and Baba make tea. She loves the sound of the spoon tinkling against the cups.

Meera stares into the cups as the sugar disappears.

"Now it is ready!" says Meera.





Watch Dada make cha

Can you arrange these processes
in the correct order to make a cup of hot tea?



Dissolution: Dada adds sugar
to the tea, it mixes and disappears
into the tea, making it sweet.

*This is when a solid breaks down,
and becomes part of the liquid.*

Filtration: Dada pours the tea through the strainer into the cup, keeping the leaves behind.

This is when bits of solid inside a liquid are removed when the liquid passes through a filter.



Diffusion: The smell of tea moves from Dada's shop to Baba's nose through the air around them.


*This is when one substance mixes into another evenly.
These substances move from a place that has more
of them to a place that has less of them.*



Convection: While making tea, the hot fluid at the bottom of the pan rises to the top because it is lighter. The cooler fluid on top, sinks to the bottom and takes its place. This cycle continues and eventually heats the liquid uniformly.

This is how heat flows within fluids.





Conduction: Dada puts the pan on the stove, lights it up, and the pan heats up.

This is when heat moves within a solid or from a solid to a liquid.



Story Attribution:

This story: A Cup of Cha is written by [Pooja Vijay](#). © Pratham Books, 2018. Some rights reserved. Released under CC BY 4.0 license.

Other Credits:

'A Cup of Cha' has been published on StoryWeaver by Pratham Books. The development of this book has been supported by CISCO. www.prathambooks.org. Guest Editor: Padmaparna Ghosh; Guest Art Director: Sumedha Sah

Images Attributions:

Cover page: [Girl taking in the aroma of a hot cup of tea amid hills](#) by [Proiti Roy](#) © Pratham Books, 2018. Some rights reserved. Released under CC BY 4.0 license. Page 2: [A girl dancing in the hills](#) by [Proiti Roy](#) © Pratham Books, 2018. Some rights reserved. Released under CC BY 4.0 license. Page 3: [Girl looks back at a woman and a man who are walking up a hill](#), by [Proiti Roy](#) © Pratham Books, 2018. Some rights reserved. Released under CC BY 4.0 license. Page 4: [A bird looks at the other two flying away](#) by [Proiti Roy](#) © Pratham Books, 2018. Some rights reserved. Released under CC BY 4.0 license. Page 5: [A fragrant breeze reaches a man](#), by [Proiti Roy](#) © Pratham Books, 2018. Some rights reserved. Released under CC BY 4.0 license. Page 6: [A tea stall under a tree](#) by [Proiti Roy](#) © Pratham Books, 2018. Some rights reserved. Released under CC BY 4.0 license. Page 7: [Man making tea at his tea stall](#), by [Proiti Roy](#) © Pratham Books, 2018. Some rights reserved. Released under CC BY 4.0 license. Page 8: [Water boils on the stove](#), by [Proiti Roy](#) © Pratham Books, 2018. Some rights reserved. Released under CC BY 4.0 license. Page 9: [Man boils milk at a tea stall](#), by [Proiti Roy](#) © Pratham Books, 2018. Some rights reserved. Released under CC BY 4.0 license. Page 10: [Girl curiously looks at tea being made](#), by [Proiti Roy](#) © Pratham Books, 2018. Some rights reserved. Released under CC BY 4.0 license. Page 11: [A spoonful of tea leaves](#), by [Proiti Roy](#) © Pratham Books, 2018. Some rights reserved. Released under CC BY 4.0 license.

Disclaimer: https://www.storyweaver.org.in/terms_and_conditions



Some rights reserved. This book is CC-BY-4.0 licensed. You can copy, modify, distribute and perform the work, even for commercial purposes, all without asking permission. For full terms of use and attribution, <http://creativecommons.org/licenses/by/4.0/>



The development of this book has been supported by CISCO.

Images Attributions:

Page 12: [Three cups of freshly made tea](#) by [Proiti Roy](#) © Pratham Books, 2018. Some rights reserved. Released under CC BY 4.0 license. Page 13: [Girl looks at three cups of hot tea](#), by [Proiti Roy](#) © Pratham Books, 2018. Some rights reserved. Released under CC BY 4.0 license. Page 14: [A blue bird and a sleeping dog](#), by [Proiti Roy](#) © Pratham Books, 2018. Some rights reserved. Released under CC BY 4.0 license. Page 15: [Customers at a tea stall situated in the hills](#) by [Proiti Roy](#) © Pratham Books, 2018. Some rights reserved. Released under CC BY 4.0 license. Page 16: [Someone stirring a cup of tea](#), by [Proiti Roy](#) © Pratham Books, 2018. Some rights reserved. Released under CC BY 4.0 license. Page 17: [Tea being poured from a sieve and a man enjoying the aroma of fresh tea](#) by [Proiti Roy](#) © Pratham Books, 2018. Some rights reserved. Released under CC BY 4.0 license. Page 18: [Tea being poured from a sieve and a man enjoying the aroma of fresh tea](#), by [Proiti Roy](#) © Pratham Books, 2018. Some rights reserved. Released under CC BY 4.0 license. Page 19: [Water boiling in a pan](#), by [Proiti Roy](#) © Pratham Books, 2018. Some rights reserved. Released under CC BY 4.0 license. Page 20: [Water boiling in a pan](#), by [Proiti Roy](#) © Pratham Books, 2018. Some rights reserved. Released under CC BY 4.0 license. Page 21: [Girl with two cups of tea in her outstretched arms](#) by [Proiti Roy](#) © Pratham Books, 2018. Some rights reserved. Released under CC BY 4.0 license.

Disclaimer: https://www.storyweaver.org.in/terms_and_conditions



Some rights reserved. This book is CC-BY-4.0 licensed. You can copy, modify, distribute and perform the work, even for commercial purposes, all without asking permission. For full terms of use and attribution, <http://creativecommons.org/licenses/by/4.0/>



The development of this book has been supported by CISCO.

A Cup of Cha

(English)

When Meera peers into a teacup, she discovers a whole new world of science.

This is a Level 2 book for children who recognize familiar words and can read new words with help.



Pratham Books goes digital to weave a whole new chapter in the realm of multilingual children's stories. Knitting together children, authors, illustrators and publishers. Folding in teachers, and translators. To create a rich fabric of openly licensed multilingual stories for the children of India and the world. Our unique online platform, StoryWeaver, is a playground where children, parents, teachers and librarians can get creative. Come, start weaving today, and help us get a book in every child's hand!